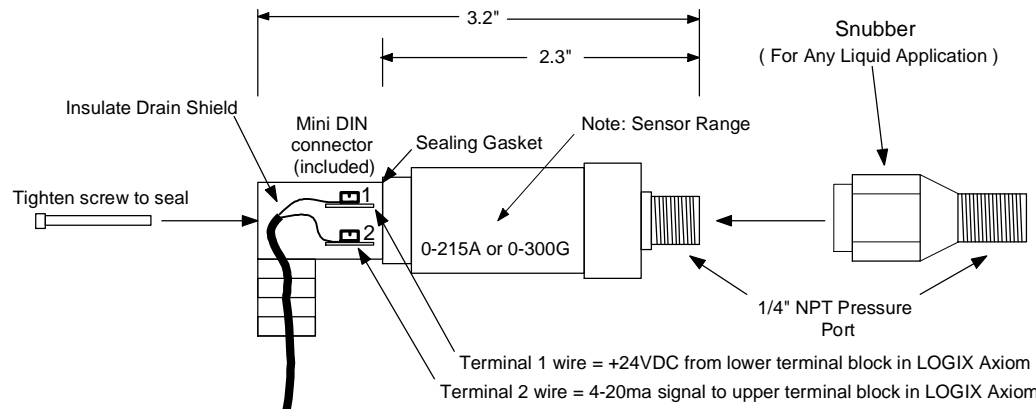



**General Specifications**  
**Supply Voltage:** 12-36 VDC  
**Stability:** < 0.25% full scale per year typical  
**Output Signal:** 4-20mA  
**Response Time:** 300ms.  
**Proof Pressure:** 2x rated pressure  
**Burst Pressure:** 5x rated pressure  
**Accuracy:** <0.5% full scale includes linearity, repeatability, and hysteresis  
**Temp. Rating:** 0° to 200°F (-18°C to 93°C)  
**Wetted Parts:** Type 316 SS

SNR-062 Pressure Range  
**0-215 PSIA**

SNR-063 Pressure Range  
**0-300 PSIG**



Old DIN connector is not compatible with new replacement. Re-termination to the new DIN connector is required.



**NOTES:**

When using pressure transducers in liquid pump application install the supplied pressure snubber between the transducer and port. To avoid damage to the transducer verify with LOGIX if one is required for each application.

Avoid close proximity to line voltage wiring – this applies to both sensor placement and sensor cabling.

Sensor wiring runs may extend up to 4000 feet from a LOGIX Panel.

Cable for analog sensors is shielded #24 AWG Belden #9501 or equal, 2 conductor cable run in separate conduit from power wiring. Wiring applications below -22°F/-30°C requires Belden #88761 shielded cable or equal.

The sensor cable ground shield should be grounded inside the LOGIX Panel and left floating with heat shrink insulation at the sensor end.

A maximum of 8 inches of signal wire should be left unshielded at the LOGIX panel (end of the cable).

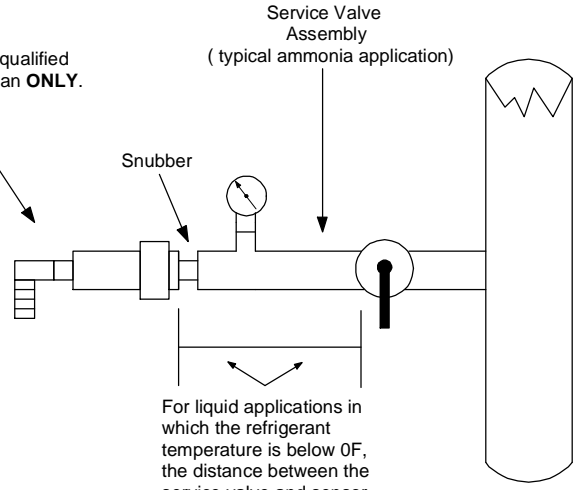
**NEVER** run the Belden sensor cable in the same conduit as power wiring.

Run sensor cabling 3 feet or more from VFD power cables, even if metallic conduit is used.

Submit alternate cable specs to LOGIX for approval.

Belden #9501 To LOGIX Panel  
 Max length 4000ft

To be installed by a qualified refrigeration technician **ONLY**.



© Copyright 2019 Logix® All Rights Reserved.

*CONFIDENTIAL: The information herein is confidential and may NOT be reproduced or divulged without the written permission of The Controls Group, Inc. LOGIX is a registered trademark of The Controls Group, Inc.*

Wiring & Installation Detailed Drawing		
Title <b>Pressure Sensor</b> <b>LOGIX P/N: SNR-062 (0-215PSIA) &amp; SNR-063 (0-300 PSIG)</b>		
Date 12/19/17	Rev 01	Drawn by NRJ
Drawing Filename SNR-062-063_Pressure.axd		